

Manual for GROUPON Script: Yo Deals

USER MANUAL

FOR

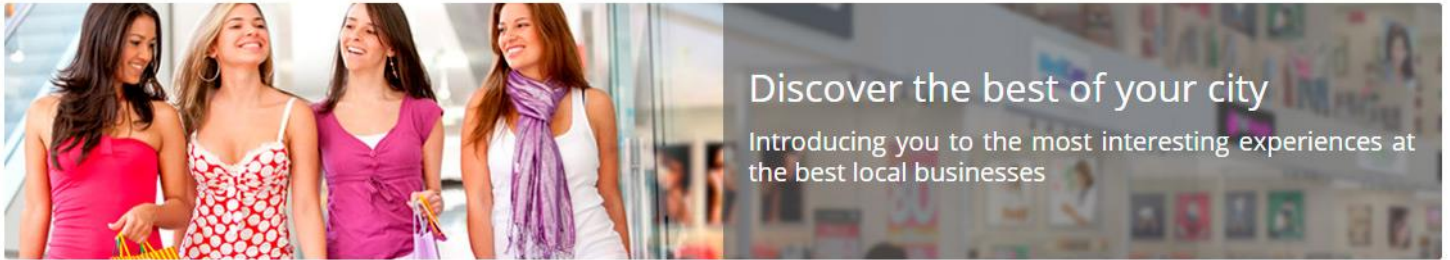
GROUPON: Yo Deals SYSTEM

Affiliate Users

System powered by FATbit Technologies

Affiliate Account Area Interface

An affiliate user can also logged into his/her account area from front end interface by clicking on link named: **Affiliate Login** in the footer. See below screen after click on link:



Affiliate Login

Email Address *

affiliate@dummyid.com

Password *

[Forgot your password?](#)

Keep me logged in on this computer

SIGN IN

On sign in into account, below screen gets displayed:

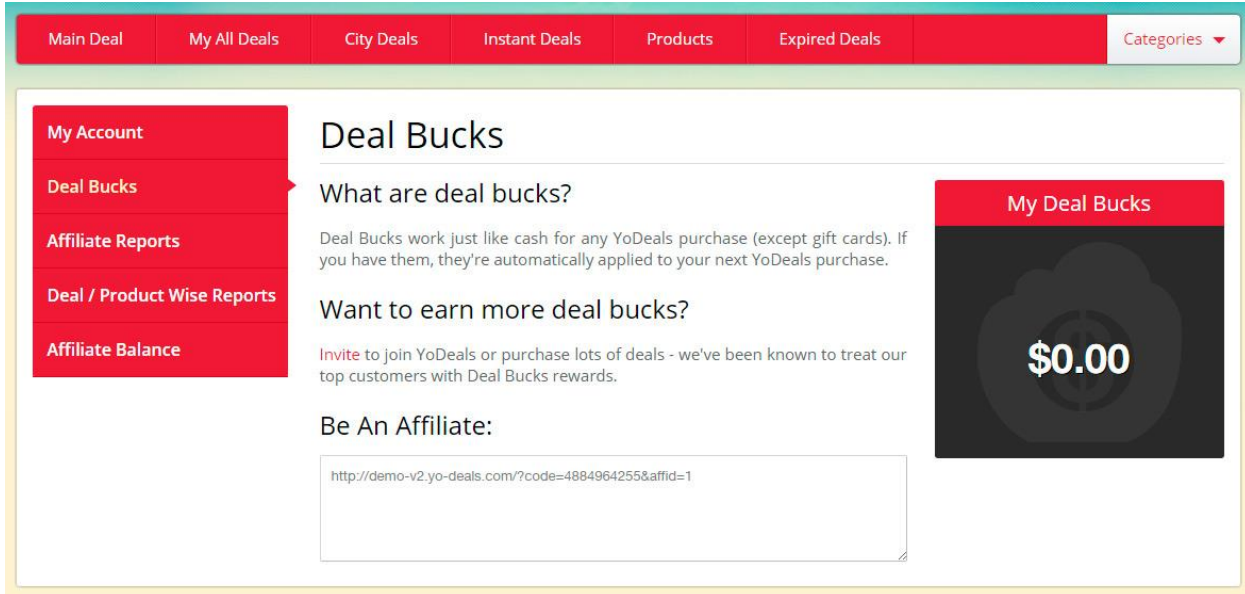
The screenshot shows the 'My Account' page on the Yo! Deals website. The page has a dark header with 'New York' and 'Deal Bucks' options, and a red 'affiliate' dropdown. Below the header is a teal banner with the 'Yo! Deals' logo, a search bar, and a shopping cart icon. A red navigation bar contains links for 'Main Deal', 'My All Deals', 'City Deals', 'Instant Deals', 'Products', 'Expired Deals', and 'Categories'. The main content area features a red sidebar with links: 'My Account', 'Deal Bucks', 'Affiliate Reports', 'Deal / Product Wise Reports', and 'Affiliate Balance'. The 'My Account' section is titled 'My Account' and contains a 'Personal Information' form with the following fields: 'First Name *' (value: affiliate), 'Last Name', 'Business Name *' (value: affiliate), 'Address Line 1 *' (value: chandigarh), 'Address Line 2', 'Address Line 3', 'New Password', and 'Confirm Password'. A red 'SUBMIT' button is located at the bottom of the form.

My Account: On this screen, personal information like first Name, New Password etc. related to an affiliate user can be updated / edited easily.

Please find below the left navigational links:

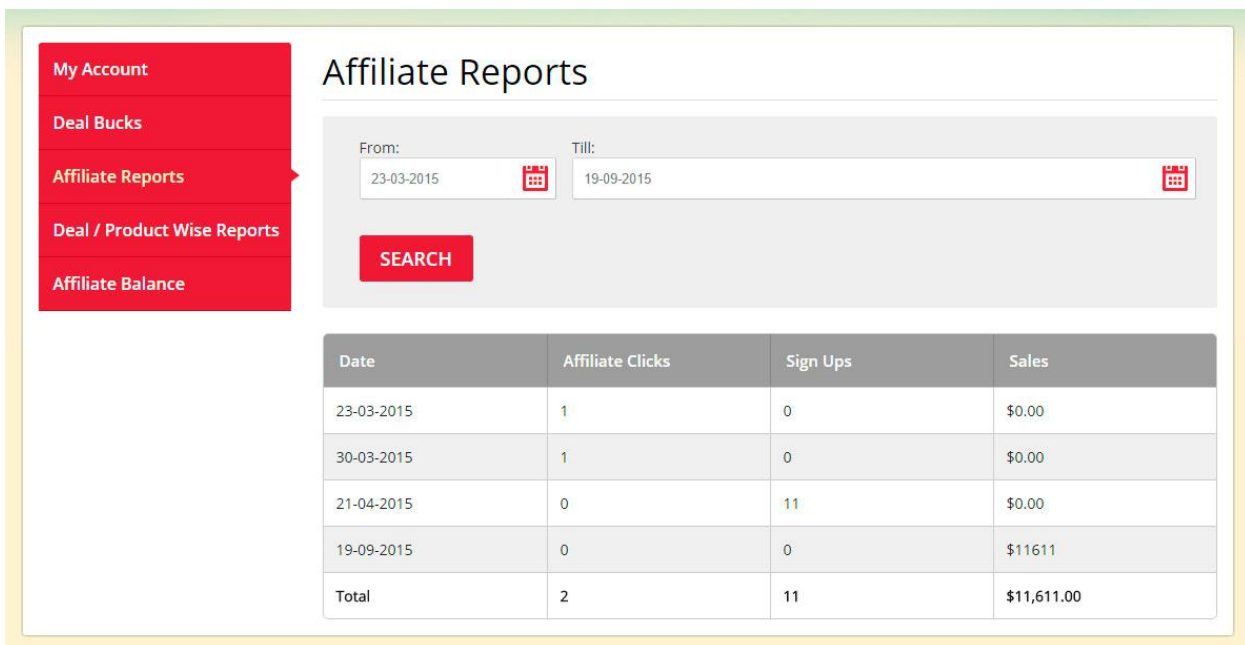
- My Account
- Deal Bucks
- Affiliate Reports
- Deal Wise Report
- Affiliate Balance

Deal Bucks: This screen shares same features explained under registered user account area interface. Only difference is the **Affiliate code**. Please see below screenshot:



My Deal Bucks shows amount present in the affiliate user account.

Affiliate Reports: This screen lists affiliate reports in tabular structure which can be viewed/ search based on from and till date fields.



An affiliate can see sales amount for each affiliate clicks and signups and at the end can view his/her total amount of sales.

Deal Wise Report: This screen shows commission earnings along with sales on each deal.

Date	Deal Name	Commission Earnings	Sales
19-09-2015	Sailing	\$6.00	\$300.00
19-09-2015	Expedition Cruise	\$4.00	\$200.00
19-09-2015	60- or 90-Minute Deep-Tissue Massage at Sensible Touch Massage Therapy	\$0.90	\$45.00
19-09-2015	Omaha Steaks	\$0.60	\$30.00
19-09-2015	Discover the real Middle-Earth at the Hobbiton	\$216.00	\$10,800.00
19-09-2015	Fitness Deal	\$4.60	\$230.00
19-09-2015	Fresh Burger combo	\$0.12	\$6.00
	Total Sales	\$232.22	\$11,611.00

Total for each commission earnings and sales can be viewed.

Note: An affiliate gets commission earnings and sales once a deal is tipped.

Affiliate Balance:

The screenshot shows a web interface for an affiliate account. On the left is a red sidebar menu with the following items: My Account, Deal Bucks, Affiliate Reports, Deal / Product Wise Reports, and Affiliate Balance (which is highlighted with a white arrow). The main content area is titled 'Affiliate Balance' and contains a table with the following data:

S N	Particulars	Credit	Debit	Balance	Date
1	Affiliate Commission For: affiliate	\$6.00	\$0.00	\$232.22	19-09-2015 04:10
2	Affiliate Commission For: affiliate	\$4.00	\$0.00	\$226.22	19-09-2015 04:10
3	Affiliate Commission For: affiliate	\$0.90	\$0.00	\$222.22	19-09-2015 04:09
4	Affiliate Commission For: affiliate	\$4.60	\$0.00	\$221.32	19-09-2015 04:07
5	Affiliate Commission For: affiliate	\$216.00	\$0.00	\$216.72	19-09-2015 04:07
6	Affiliate Commission For: affiliate	\$0.60	\$0.00	\$0.72	19-09-2015 04:07
7	Affiliate Commission For: affiliate	\$0.12	\$0.00	\$0.12	19-09-2015 04:07

On this screen, an affiliate can see his affiliate commission balance credited into his/her account area either when a deal is tipped or by administrator.

Balance history can be analyzed from downward to upward way. This means from serial 7 to 1.

Note: An affiliate user can only be created by the administrator and login details are sent to affiliate email address.